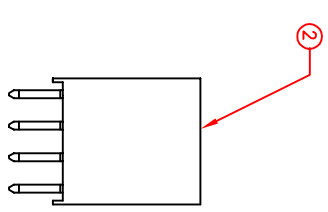
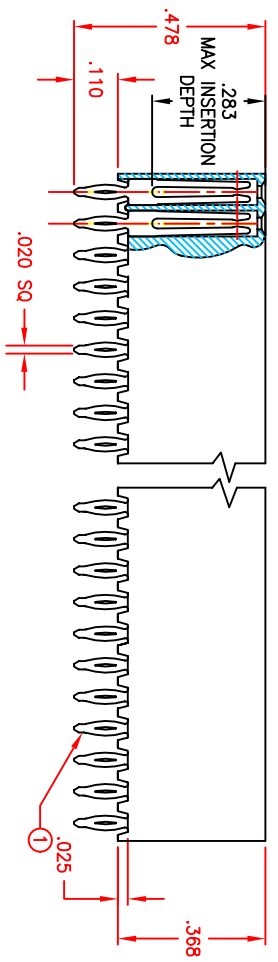
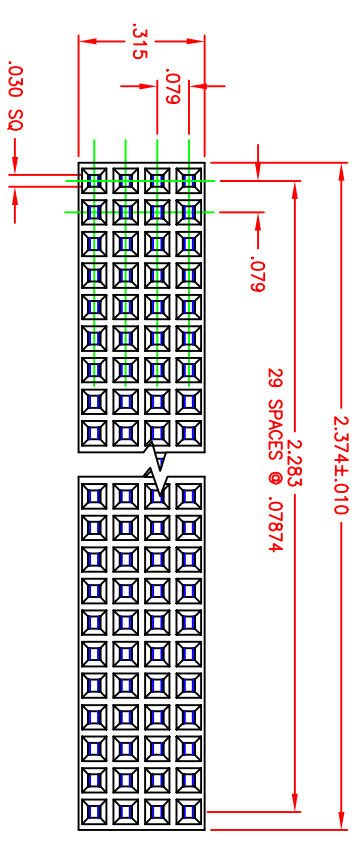


THIS DRAWING CONTAINS PROPRIETARY INFORMATION EXCLUSIVE TO CDW CONN. IT IS NOT TO BE REPRODUCED, COPIED, CONNECTED, AND SHALL NOT BE USED, IN WHOLE OR IN PART, FOR ANY OTHER PROJECT OR PURPOSES EXCEPT AS SPECIFICALLY AUTHORIZED IN WRITING BY CDW CONN. (REVISED 08/15/09)



REVISIONS				
ECO NO.	REV.	DESCRIPTION	DATE	APPROVED
91XXX	A	UPDATED	07.12.06	

1241PF-120G2

- MAX NUMBER OF CONTACTS: 120
- PLATING: G2LF 10 MICRO INCHES OF GOLD MIN PER MIL-G-45204 TYPE II (ENGAGEMENT END) 150 MICROINCHES OF PURE BRIGHT TIN PER MIL-T-10727 (SOLDER TAIL END) OVER 50 MICRO INCHES OF NICKEL PER QQ-N-290

- MATERIALS: INSULATORS - BLACK, 30% GLASS FILLED THERMOPLASTIC, 94V-0, RATED -65°C TO 250 °C ROHS COMPLIANT XYDAR LCP RESIN: G-930

CONTACT - PHOSPHOR BRONZE, ALLOY 51000
 NOTES: UNLESS OTHERWISE SPECIFIED

2	1	40343	INSULATOR, 2MM P, 4 ROW STAMPED SKT,
1	A/R	P40683-01	2MM TUNING FORK SOCKET
FIND QTY		PART NO.	DESCRIPTION
LIST OF MATERIALS			
UNLESS OTHERWISE SPECIFIED: DIMENSIONS ARE IN INCHES AND TOLERANCES ARE: FRACTIONS DECIMALS ANGLES			
± 1/64 .XX ± .02 ± 1°			
DRAWN BY: AM DATE: 5.07.01			
APPROVED:			
TITLE: 2MM P, 4 ROW STAMPED SOCKET			
NON-STACKTHRU, PC/104-PLUS PRESS FIT			
CAT. NO.: 1241PF-XXXX			
SIZE: 1 DWG NO.: 30573			
FINISH: SEE NOTE 2			
SCALE: 2:1			
TOOL NO.:			
SHEET 1 OF 1			

